



93-580



93-50



3-5230



93-530



93-510



3-5210



3-590

3-570



3-560



3-550



3-630



3-620



3-640



93-610

- * 93 - 50 Coin Gauge Unit Assembly
- 93 - 510 Coin Gauge Bracket Assembly
- * 93 - 530 Worm Assembly
- 3 - 550 Locator Pawl Spring
- 3 - 560 Coin Guide Finger Spring
- 3 - 570 Coin Guide Finger
- 93 - 580 Upper Discharge Roller Assembly

- * 3 - 590 Coin Gauge Cam
- * 93 - 610 Guide Rail Assembly
- 3 - 620 Hopper Shoulder Screw
- 3 - 630 Hopper Shoulder Screw Plate
- 3 - 640 Hopper Shoulder Screw Spring
- 3 - 5210 Coin Gauge Shaft
- * 3 - 5230 Coin Gauge Knob

*PARTS PICTURED MAY NOT LOOK EXACTLY LIKE CURRENT PART.

BECAUSE OF PART CHANGES, WE **MUST HAVE YOUR MACHINE SERIAL #** WHEN YOU ORDER.

KLOPP
INTERNATIONAL, INC.



4-111120



3-111120



3-1190



93-970



3-760



3-750



3-740



4-740



* 93-900 or
* 3-9010



3-8330



3-9210 or
3-9219



3-940



3-8310



3-8320



3-810



93-830

- 3 - 740 Tube Clip (CM - CE - KK)
- 3 - 750 Tube Clip Spring
- 3 - 760 Tube Clip Shoulder Screw
- 3 - 810 Crank Collar
- 93 - 830 Crank Assembly
- 3 - 8310 Crank Arm
- 3 - 8320 Crank Button
- 3 - 8830 Crank Screw
- 3 - 111120 Frame Standard (CM)

- 4 - 111120 Frame Standard (CE & KK)
- 3 - 1190 Coin Stop Index Plate
- * 93 - 900 Meter Assembly (Prior 7/88)
(Includes meter bevel gear & base)
- * 3 - 9010 Meter Only - As of 7/88
(No meter bevel gear or base)
- 3 - 9210 Meter Bevel Gear - As of 7/88 (sets only)
- 3 - 9219 Meter Bevel Gear - Prior 7/88 (sets only)
- 3 - 940 Drive Star Shaft Pinion Gear (sets only)
- 93 - 970 Coin Gauge Cover Assembly

* Meter pictured has been discontinued.

Current meter not pictured.

KLOPP
INTERNATIONAL, INC.



3-2110



4-2110




94-2120



4-250



93-2210



4-2230



4-2240



4-2910



3-2120



4-2130



3-22220



3-222110



3-22230



3-22250



3-2130



4-230



3-222120

- 4 - 230 Strap Hinge Clevis Pin
- 4 - 250 Motor Drive Belt Pulley
- 3 - 2110 Drive Wheel (CM)
- 4 - 2110 Drive Wheel (CE)
- 3 - 2120 Drive Shaft Bracket
- 94 - 2120 Small Gear Assembly
- 3 - 2130 Drive Shaft Collar
- 4 - 2130 Drive Unit Bracket
- 93 - 2210 Lower Discharge Wheel

- 4 - 2230 Discharge Wheel Strap
- 4 - 2240 Discharge Wheel Spring
- 4 - 2910 Strap Rest Bracket
- 3 - 22220 Discharge Wheel Bracket
- 3 - 22230 Discharge Wheel Spring
- 3 - 22250 Discharge Wheel Shaft
- 3 - 222110 Discharge Wheel Yoke
- 3 - 222120 Eccentric Shaft



4-3220 (1/4s HP) or
4-3221 (1/4s HP)



4-360



3-320




93-92540



4-3230



COIN TUBE
(See Below)



4-3210



7-10




3-92560 or
3-92569



3-92550



3-92520



4-390



7-40



3-92510



7-20



3-925110 or
3-925119



3-92590

- 7-10 Counter Trip
- 7-20 Trip Hinge
- 7-40 Trip Rod
- 3-320 Base Foot
- 4-360 Motor Pulley (specify for
1/40, 1/30, 1/20 motor)
- 4-390 Motor Drive Belt
- 4-3210 Electric Cord

MOTORS

- *Prior 9/97 94-3300 - 1/30 Motor/Capacitor Assembly
FACTORY INSTALLATION
ONLY + 1 HOUR LABOR
- *As of 9/97 4-3220 - 1/30 Motor only
4-3221 - Capacitor only
- *Foreign - 4-3222 - 1/40 Motor only
220/50 4-3212 - 1/20 Motor only

* PARTS PICTURED DO NOT LOOK LIKE
CURRENT PARTS

- 93-9250 Complete Folding Tray Asbly
(Includes 93-92540, 3-92520,
3-92590, 3-925110)
- 3-92510 Tray Spout Stud
- 3-92520 Tray Spout
- 93-92540 Tray With Handle, Rubber
Tip and Shoulder Screws (2)
- 3-92550 Rubber Tip
- 3-92560 Shoulder Screw For Alumi-
num Tray (need 2)
- 3-92569 Shoulder Screw For Sheet
Metal Tray (need 2)
- 3-92590 Tray Locking Leg
- 3-925110 Tray Locking Leg Shoulder
Screw, threaded w/o nut, As
of 4/87
- 3-925119 Tray Locking Leg Shoulder
Screw, threaded with nut,
Prior 4/87

* COIN TUBES *

- 94-971 Penny Wrapping Tube
- 94-975 Nickle Wrapping Tube
- 94-9710 Dime Wrapping Tube
- 94-9725 Quarter Wrapping Tube
- 94-970 \$1 US or CANADIAN
Wrapping Tube
- 94-9718 \$2 CANADIAN or 1 1/8" Token
Wrapping Tube
- 94-97882 .882 Token Wrapping Tube
- 94-97900 .900 Token Wrapping Tube
- 94-97984 .984 Token Wrapping Tube
- 94-97100 1" Token Wrapping Tube
- 94-97500 \$1/1" OR SMALLER Bagging
Tube
- 94-97518 \$2/1 1/8" OR SMALLER
Bagging Tube

NOTE: CURRENT TUBES ARE SUPER TOUGH
NYLON.